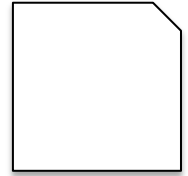
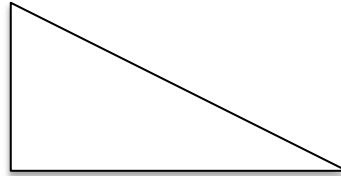
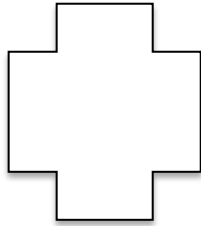






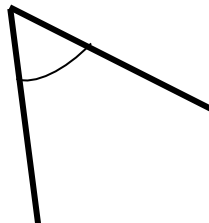
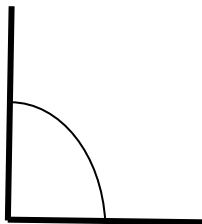
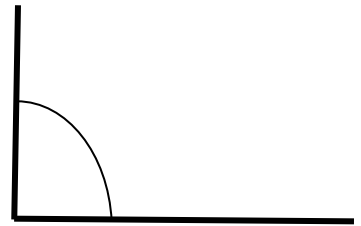

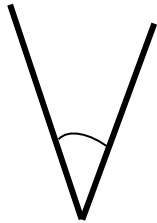
# Géométrie

## L'angle droit

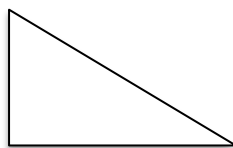

1 Pour chaque forme entoure les angles droits:



2 Entoure seulement les angles droits:



3 Indique combien il y a d'angles droits:



\_\_\_\_\_

\_\_\_\_\_

\_\_\_\_\_



# Géométrie

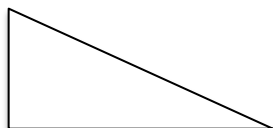
## Les côtés




1 Pour chaque forme indique le nombre de côté.



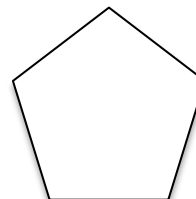
\_\_\_\_\_




\_\_\_\_\_



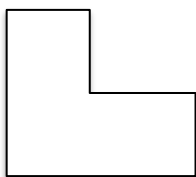
\_\_\_\_\_



\_\_\_\_\_



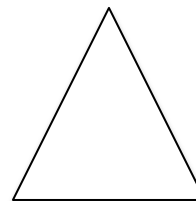
\_\_\_\_\_



\_\_\_\_\_

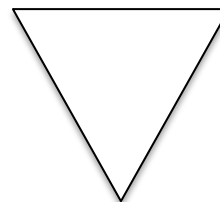
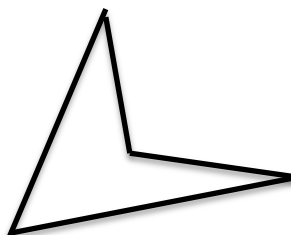
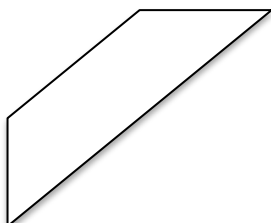
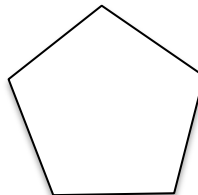
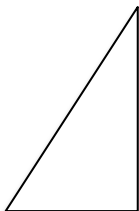


\_\_\_\_\_

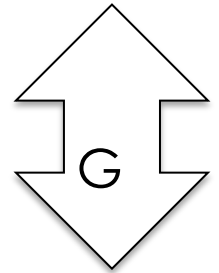

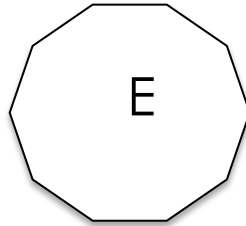
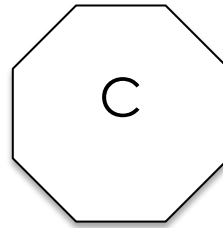
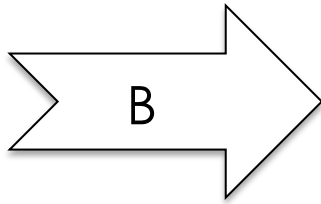
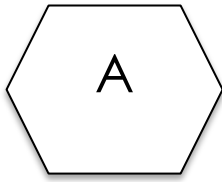


\_\_\_\_\_

2 Colorie les formes qui ont trois côtés en vert, quatre côtés en rouge et cinq côtés en bleu:



3 Classe les formes dans le tableau :



Six côtés	huit côtés	dix côtés






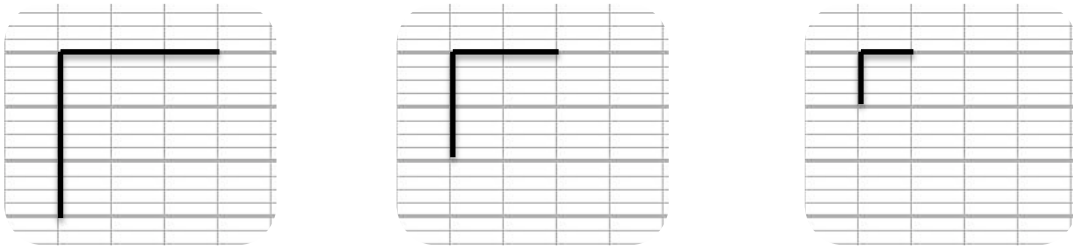
# Géométrie

## Le carré et le rectangle


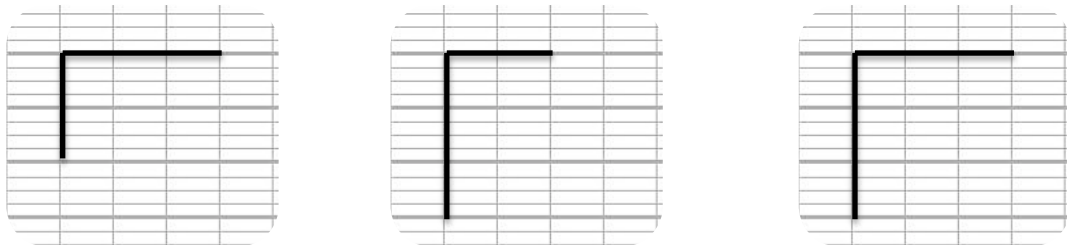
1 Colorie en bleu les rectangles et en rouge les carrés :



2 Complète la forme avec ta règle pour réaliser un carré :



3 Complète la forme avec ta règle pour réaliser un rectangle :



4 Ecris s'il s'agit d'un carré ou d'un rectangle :



\_\_\_\_\_